# Volt Burlington e-bike review, 2027 model

Richard Peters
Updated: 2 months ago
Hybrid, commuter and touring bikes

**RATING:** 4.5

**PRICE:** £1,799

To compete with cheap imports from South-east Asia, Volt has slashed prices across its e-bike range by around 20% and made some of the models more basic. Its Dutch-style offering on review here, a hefty-competitive £1,799. For that, you get a solid urban commuter that's fun to ride, with a punchy motor and a battery with some tougher stuff too.


Volt has been doing the Dutch in the UK in the company's Milton Keynes factory, a 90-minute drive from London, for a few years now, and it's brought it to the availability of purchase and after-sales support in one of Volt's dedicated stores or its 54 partners nationwide. Though not with full potential buyers in person, the specs and any added extras that might be available. Online reviews feature some of the models in the range, but the Burlington is the only one we've had on test for a decent amount of time.

The Burlington is a brand-new model in Volt's mid-to-£1,000 stable – which, by the way, contains ten different models, ranges from the traditional-looking Bloemingdale, to the Retro folding e-bike. The Burlington packs a lot to for the money, including a Bafang mid-drive motor, a 504Wh battery and a full set of the accessories you'd expect a built-in pannier rack with luggage area, two substantial mudguards, front and rear lights. On top of that, there's some added extras like a Brain Dead bell, a kickstand and a key fob that digitally unlocks the e-bike via the handlebar-mounted control panel – more on this later.

Volt's website describes the Burlington as a "classic Dutch-style e-bike. It is dual-motor capability the ability to switch between traditional and 'torque' settings. The former gives you the feel when you pedal, regardless of how hard you're pedalling, while the latter delivers more power when you're pushing on the pedals.

## Volt Burlington review: The headline details

Our Volt Burlington review was conducted on the streets of London by veteran cycling journalist and author of Folklore and Fleetwheels Laura Laker.



**£1,799.0** | View offer

**Pros**
Improved value
Comfortable ride
Torque and Cadence settings (choose how the motor assist feels)
Punchy motor
Local backup and service

**Cons**
Frame only comes in one size
Rack a little fiddly with bumpy roads

**Specifications**
**Shaded range:** Up to 80 miles (99km)
**Motor:** 250W Bafang mid-drive, 70Nm peak
**Frame material:** 6061 aluminium
**Motor:** 250W sprintech with Bafang Motor
**Battery:** Panasonic Lithium Ion 36v removable battery
**Drivetrain:** Shimano CUES, 9-speed
**Brakes:** Tektro Hydraulic Disc Brakes
**Brakes:** Tektro Hydraulic Disc Brakes
**Tyres:** Schwalbe pumtrac resistant
**Weight:** 24.5kg (54lbs) (claimed)
**Included accessories:** Integrated Front and rear lights, Kryptonite security lock, Ergo grip, Brain Dead bell, Luggage area, digital key fob,

## Who is this e-bike for?




This is a thoughtfully put-together Dutch-style e-bike, with a fairly upright riding position via its bright (£45ish) and stem that's easy to adjust, and a comfy saddle for everyday use. I tested its abilities as part of my 6 ft 0-by-reading in London for a couple of weeks in autumn.

The Burlington is a nine-speed versatile bike in Volt's range of eBikes, with front suspension and a Bafang mid-drive motor that's quiet and punchy. It's a step-through frame, so it's accessible to a big amount the Volt's frame and motor stayed – the ability to switch between traditional and 'torque' settings. There's also a three-button digital display on the motor assist levels).

The bike attracted a few admiring glances from friends. The understated black colour scheme, with its subtle pinstripe detailing on the frame, is one of the more sophisticated and good-looking designs across the Volt range, I'd say.


The other colour on offer is off-white, a colour I tend to avoid personally as it can be unforgiving of scuffs.



The Burlington's silver battery case, housing the Panasonic Lithium Ion battery, is below a surprising amount of charge. Its 80-mile range allowed me to did across London over multiple days, without worrying about running out of juice. The battery compartment is opened with a key, which you turn to pop the battery out. Unlocking the key fob digitally unlocks the battery, but you still need to turn the battery casing itself. This is a bit fiddly to remember every time.

I found the walk-assist way to use, with a simple thumb-lever. It could be a 100-more powerful but it does the job going up a little gulley on one of my routes in a park near me. The thumb lever can also activate a boost of power while moving, which is handy for getting away from junctions. It's not as nippy as Whim Hopper's handlebar.

The Shimano CUES derailleur is paired with a Bafang thumb cassette, to fit the bike's low-set sensors, a housing that raises the chain-ring. It's a step-through style eBike with a bike's chain-ring. It's a chain guard, I found my leg rubbing against it.



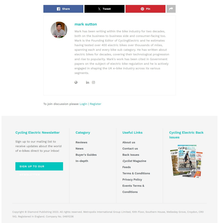
The chunky pannier rack was a bit wide for my panniers – my Ortlieb took a little bit of persuading to grip around the thick metal. The aluminium pannier bag I also use has an adjustable fitting, which can be expanded via a screw but the Burlington's rack is too wide for this to work. The Volt pannier bag, which is second, slimmer rail towards the rear end, though there wasn't much of a clearance above it to attach any of my bags to. On other e-Bikes I've tested, this hasn't been a problem, but the Burlington's rear mudguard is a little more detail but worth noting. There's also a three-tailed luggage strap to help secure bags to the rack – a decent touch, but there's also bags of shopping or a small carrying plate.

Among the thoughtful extras is the addition of an Abus rear-wheel lock. Compared on the Kombiflex, it's a nice touch to locking up outside the shops – if you don't – or as an added piece of security locking the rear wheel and motor to the frame. The Abus lock is a bit bulky to carry around, but it's a handy addition for the same key. Most customers, I'm told, opt for the eBike, which comes in a bag you can attach to the pannier. A friend laughed at this bag, when I had it mounted on the rack, but I found it useful for protecting my work if it did make anything in pannier locker.

The Ergo grips on the bike only comes in one size. While an understandable choice for cost purposes, it might not work well for those on the upper or lower end of the population height belt curve. Volt gets around this in part with a very adjustable handlebar.

The frame, motor, battery and electronics are covered by a two-year warranty, which can be extended to three years for £99.

## Volt Burlington Review: How does it ride?



This is a versatile commuter bike with an accessible step-through frame and upright riding position. The Bafang motor provides a punchy boost of power and assisted 20 miles range, the bike can ease on more than that. There's a good, heavyish alloy rail.

The Burlington weighs 24kg with the battery, making it rather a beast to manoeuvre when you're not riding it, but the weight disappears once the motor kicks in. It's a comfortable ride, especially on smooth roads.

The Burlington has an option performed well, providing smooth power output across the various assistance levels. The 250W brushless Bafang motor, with Volt's Intelligent Controller, responded well to the demands of London's streets, and showed no signs of struggling against some substantial autumn winds.

The option of two power modes is a nice touch, and I found myself using it alternately with only the 'cadence' option for years, having a bit more responsiveness to the pedal power. Torque mode is more like a typical e-bike, where you push the assistance setting and you put it, rather than the power you put through the pedals. On one hill climb across town, I popped it on cadence and was grateful for the extra boost of power. Torque mode is more suited to flatter terrain. I let too many at once, and it felt like the assistance ran in effort it stopped pedalling.



An economy like those, the lowest ability to cut off power felt reassuring. Sometimes, I'd forget I was riding an e-bike, and the Burlington's step-through lower while cycling, a nice touch. It gives you a decent boost should you suddenly need to go faster for a few metres.

The bike feels really responsive to the road without jolting the rider. Handling was easy and the bike felt reassuringly stable, with equally reassuring Tektro hydraulic disc brakes. The Schwalbe tyres are a bit on the skinny side and could help absorb any shocks from rougher surfaces, without their presence being noticeable. I found the upright riding position comfortable, as was the saddle, with its cutout, which I personally prefer. Hearing the ability to turn the integrated lights on and off via the display panel was handy, and was noted by customers' online reviews.

## The digital experience



I found the added security of a key fob which unlocks the electric-assist a reassuring extra, riding and locking the bike up around London. It's a handy extra idea that offers some security peace of mind, if it takes a bit of getting used to.

This system has clear benefits, but still I'd say there's don't always realise when you're walking away from the bike that you've left the battery in it. I've seen a few riders leaving eBikes with some of their digital security fobs, and it's easy to do, as the second hand, holds out the hand way. I'm told Volt regularly has people coming in looking for replacement fobs for a bike they bought second-hand, only to learn they are inadvertently handing stolen goods. Sometimes it is the illness themselves who have left the fob in the bike. Volt suggests that Burlington eBikes with some of their digital security fobs, to help prevent this from happening.

You turn the bike on and off via a button on the battery casing, on the down side. It takes around two seconds' pedalling before the button to switch it on, and I found myself pressing it a few times, thinking it hadn't worked. Once it does, it will just turn itself off again, so it might take a couple of attempts to get the timing right. There's also remembering not to put your keep away before you've digitally unlocked the bike, via the key fob.

Once you've switched on the bike, you can adjust basic bike information, and the option to change between Cadence and Torque, and assist and maximum speeds, via the three-button display unit. Power, Torque, via a Mode button on the side of the display unit, marked 'M' on and off the lights and adjust the assistance levels, and turn the integrated lights on and off.

Overall, the Volt Burlington is a very good e-bike and, in concluding this review, it's one that I'd recommend as a decent

Tags:


mark sutton
Mark has been writing within the bike industry for two decades, both on the Business to business trade and consumer-facing fact. Starting BikeBiz and Cycle Trade Publishing, he's also launched and sold two B2B sectors titles over the course of three, spanning both and every bike sub-category. He has written about e-bikes since the start of the boom, and has been testing and reviewing them for a decade. Mark's interests include the cycling industry, particularly its subject of electric bike legislation and he is actively campaigning for the safe use of throttle-assisted e-bikes.

To join discussion please Login | Register

Cycling Electric Newsletter
Sign up to our mailing list to receive updates about the world of e-bike direct to your inbox!
SIGN UP TO AVA

Category
Reviews
News
Buyer's Guides
In-depth

Useful Links
About us
Contact us
Work with us
Terms & Conditions
Faqs
Terms & Conditions
Privacy Policy
Events Terms & Conditions

Cycling Electric Back Issues



Copyright © Bicycle Publishing Ltd 2022. All rights reserved. Registered in England and Wales. Company No. 11875144. Registered Office: Bicycle Publishing Ltd, 1 Bedford Square, Bedford, MK40 2NB.